

There's a Rang-Tan in My Bedroom

by James Sellick and Frann Preston-Gannon

Key Stage 2 Teacher's Notes

THE AIM

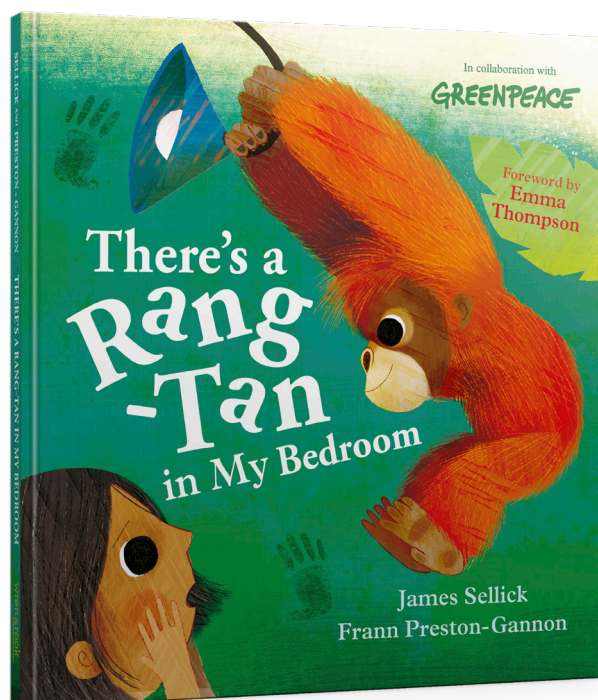
There's a Rang-Tan in My Bedroom is the new picture book by James Sellick and Frann Preston-Gannon, based on the Greenpeace film that became a viral sensation. It can be used as a class read and stimulus for discussion with KS2 pupils. This corresponding Resource Pack includes lessons that have been designed as sequential activities and can be taught as whole Literacy, Citizenship/PSHE and Geography units, or as standalone activities. Their overall objective is to introduce pupils to important issues in the natural world around them: the plight of orangutans, the threats to their environment, and what pupils can do to help.

ABOUT THE BOOK

When a little girl discovers a mischievous orangutan on the loose in her bedroom, she can't understand why it keeps shouting OOO! at her shampoo and her chocolate.

But when Rang-tan explains that there are humans running wild in her rainforest, burning down trees so they can grow palm oil to put in products, the little girl knows what she has to do: help save the orangutans!

A stunning picture book about one little girl and her orangutan friend, based on the Greenpeace film that became a viral sensation.



RESOURCE PACK OBJECTIVES & OUTCOMES

This Resource Pack provides material for three hour-long lessons that can take place during classes, during circle time, P4C sessions, or as extra-curricular activities. The pack follows criteria for Literacy but focuses on Citizenship, Geography and PSHE objectives.

Lesson 1: An Introduction to Orangutans

Objectives:

- To identify the differences and similarities between orangutans and humans
- To organise and present facts about orangutans in writing using the appropriate format and tone

Outcomes: A Venn diagram comparing humans and orangutans; an informative 'DID YOU KNOW?' leaflet about orangutans.

Lesson 2: Threats to Orangutans

Objectives:

- To locate and describe the rainforests in which orangutans live
- To understand the process of the production of palm oil and why it can have a negative impact

Outcomes: A completed 'rainforest postcard'; a non-chronological report about the production of palm oil.

Lesson 3: Campaign Letters

Objectives:

- To identify the ways that we can have a positive impact on the environment and help orangutans
- To write a formal letter to a big company that uses palm oil in its products

Outcomes: A pledge outlining actions that pupils can take to protect the rainforests; a campaign letter to a company of choice.

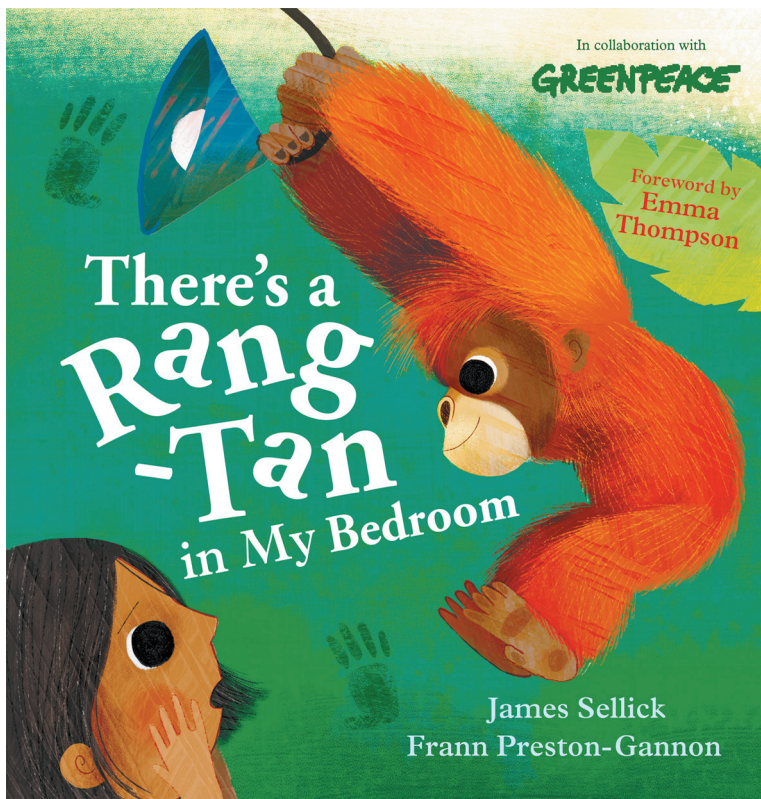
LESSON ONE AN INTRODUCTION TO ORANGUTANS

Lead-in questions:

- What is an orangutan? Where do orangutans live?
- How would you describe an orangutan?

Task 1:

Look at the cover of *There's a Rang-Tan in My Bedroom*. Use your predictive skills to answer the questions below:



1. What might the relationship be between the little girl and the orangutan?
2. What are the possible similarities and differences between the little girl and the orangutan?
3. Why do you think the orangutan might be in the girl's bedroom? Why is this unusual?
4. What sort of message do you think the story might have? Why?

There's a Rang-Tan in My Bedroom

by James Sellick and Frann Preston-Gannon

Task 2:

Watch this video 'DIY Orangutans' (<https://www.youtube.com/watch?v=IFACrIx5SZ0>) with David Attenborough.


While watching the video, complete the Venn diagram template below.

Write the different characteristics of 'humans' and 'orangutans' in their respective circles, putting any similarities in the overlapping area.

DID YOU KNOW? The word "orangutan" is from the Malay language – "orang" means human and "utan" comes from a word meaning forest. So orangutan means "human of the forest"!

Humans

Orangutans



Orangutans and humans are different because

Orangutans and humans are similar because

One thing I have learned about orangutans is

This makes me feel differently about orangutans because

Task 3:

Use your Venn diagram to help you create a 'DID YOU KNOW?' leaflet about orangutans. First, choose your three favourite facts about them:

1. DID YOU KNOW?

.....

.....

.....

2. DID YOU KNOW?

.....

.....

.....

3. DID YOU KNOW?

.....

.....

.....

Task 4:

Now, create an informative short leaflet or poster incorporating your three chosen facts. Try to write in a style that entices and intrigues the reader. Include lots of images and diagrams to help illustrate your ideas; you can use Frann Preston-Gannon's illustrations for inspiration!

LESSON TWO THREATS TO ORANGUTANS

Lead-in questions:

- What are rainforests? Do you know what they look like?
- What are the threats to the world's rainforests?

Task 1:

Orangutans live in the rainforests of the south-east Asian islands of Borneo and Sumatra. Look at the image of a rainforest on the postcard template.

Complete the passage of text describing the rainforest on the other side of the template by choosing the correct words to fill the gaps.



*Rainforests are some of the richest ecosystems on Earth. Typically, they have a **TROPICAL** / **WINTER** climate due to their proximity to the equator. They usually receive a large amount of **SNOW** / **RAINFALL** each year. The rainforest is home to lots of living things: animals such as **ORANGUTANS** / **POLAR BEARS**, **TIGERS** / **HORSES** and a variety of trees including **WILD FRUIT TREES** / **OAK TREES**. When you look at a rainforest, it's usually a vivid **BLUE** / **GREEN** in colour, with lots of **WATERFALLS** / **BEACHES** dotted across the landscape. Rainforests consist of lots of layers full of a variety of different animal and plant life. One of these layers is called the 'canopy'; it is an umbrella-like layer of branches and **LEAVES** / **ROOTS** of the trees. In the canopy, you can find up to 80% of the **HUMANS** / **WILDLIFE** that live(s) in the rainforest!*

There's a Rang-Tan in My Bedroom

by James Sellick and Frann Preston-Gannon

Key Stage 2 Teacher's Notes

Task 2:

Locate some of the world's rainforests on the map of the world provided below by colouring in and labeling the relevant countries/continents with a key.



Key:

There's a Rang-Tan in My Bedroom

by James Sellick and Frann Preston-Gannon


Key Stage 2 Teacher's Notes

Stick the following picture of Rang-tan to the correct place on the map where she lives!



Task 3:

Look at the following spread from *There's a Rang-Tan in My Bedroom* and answer the questions below:



1. What is happening on these pages? How would you describe the scene? Is it positive or negative?
2. How is this image different from the image of the rainforest that you have just been looking at?
3. Why are humans causing this destruction to the orangutan's home?
4. How would you describe the orangutan in the illustration?
5. What can you infer about why Rang-tan is in the little girl's bedroom and not in her usual habitat?

DID YOU KNOW? Sadly, there are only about 110,000 orangutans left in the world. That's because their rainforest homes are being destroyed to make way for palm oil plantations.

Task 4:

Unfortunately, lots of orangutans are losing their homes because humans want to grow more palm trees for the production of PALM OIL. To do this they are choosing to tear down some parts of the rainforest, rather than growing it responsibly.

Using the page of the book entitled 'The Problem with Palm Palm Oil', create a non-chronological report to describe the process of the production of palm oil. Don't forget to include information about the impact on orangutans.

Use the Non-Chronological Report Template to help you.

NON-CHRONOLOGICAL REPORT TEMPLATE

TITLE OF REPORT:

INTRODUCTION:

SUB-HEADING 1:

SUB-HEADING 2:

SUB-HEADING 3:


LESSON THREE CAMPAIGN LETTERS

Lead-in questions:

- What is the main threat to orangutans?
- Why is it important to protect the environment and creatures like orangutans?

Task 1:

Look at the spread from *There's a Rang-Tan in My Bedroom* and answer the comprehension questions below:



1. What are some of the ways in which we can work to save orangutans, according to the illustrations here?
2. What sorts of people can you write letters to in order to help protect the rainforests?
3. How can you raise awareness of the plight of orangutans? Why is it important to do this?

DID YOU KNOW? There is nothing wrong with palm oil if it's grown responsibly, without chopping down the rainforests.

Write a pledge containing a list of actions that you can take to become a more conscious consumer and to help protect orangutans.

Task 2:

It's time to put your letter-writing skills to the test. Using the Top Tips for Writing a Campaign Letter at the back of the book, you're going to write a letter to a big company that uses palm oil in its products.



You need to persuade them to SOURCE PALM OIL RESPONSIBLY.

Before you begin, use an A3 sheet of paper to create a map of everything you would like to say in your letter. Use the headings below to help you start planning:

- Will your letter be formal or informal? Why?
- What language choices will you make? What vocabulary will you use?
- What sort of tone will your letter have?
- How will you open your letter?
- How will you close your letter?
- How many paragraphs will it have?
- What are your main points?
- What will you say in each paragraph?

There's a Rang-Tan in My Bedroom

by James Sellick and Frann Preston-Gannon

Task 3:

It's time to get writing! Use the template below to write your campaign letter to a big company which uses palm oil in its products. Don't forget to be polite and give lots of reasons for why you are writing; these are the most persuasive ways of getting your argument across and saving our orangutans!

The template is a large rectangular box with a light orange background, divided into several sections by white lines. The sections are labeled with orange text and arrows pointing to the corresponding areas:

- Recipient's address:** A rectangular box on the top left.
- Your address:** A rectangular box on the top right, with a smaller box below it.
- Greeting:** A horizontal rectangular box on the left side, below the recipient's address.
- Your letter:** A large, empty rectangular box in the center, intended for the main body of the letter.
- Date:** A horizontal rectangular box on the right side, below the 'Your address' box.
- Closing farewell:** A horizontal rectangular box at the bottom left.

There's a Rang-Tan in My Bedroom

by James Sellick and Frann Preston-Gannon

Key Stage 2 Teacher's Notes



**THANK YOU FOR READING
RANG-TAN'S STORY ...
AND FOR HELPING TO SAVE
THE ORANGUTANS!**